



### District Report Card: 2017


<b>State:</b> Jammu And Kashmir	<b>District:</b> Shopian
<b>Class:</b> 8	<b>Subject:</b> Mathematics
<b>Schools:</b> 45	<b>Students:</b> 355


### Participation/Coverage


#### Students

<b>GENDER</b> 	Boys		Girls	
	Number	%	Number	%
	161	45.35	194	54.65

<b>AREA</b> 	Rural		Urban	
	Number	%	Number	%
	355	100.00	0	0.00

<b>CATEGORY</b> 	SC		ST		OBC		GEN	
	Number	%	Number	%	Number	%	Number	%
	12	3.38	63	17.75	1	0.28	279	78.59

<b>CWSN</b> 	LD	VI	HI	S&LD	ID	Oth
	0	0	0	0	0	0

<b>Management</b> 	Government		Government-aided	
	Number	%	Number	%
	355	100.00	0	0.00

### Average Performance of Students in Mathematics (%)

Overall	Gender		Area		Management		Social Group			
	Male	Female	Rural	Urban	Govt.	Aided	SC	ST	OBC	GEN
16.36	15.40	17.15	16.36	0.00	16.36	0.00	18.33	13.54	40.00	16.82

## Performance on Learning Outcomes (LOs)

Learning Outcomes	Description	Average Performance(%)
M601	Solves problems involving large numbers by applying appropriate operations	33.51
M606	Solves problems on daily life situations involving addition and subtraction of fractions / decimals	16.49
M620	Finds out the perimeter and area of rectangular objects in the surroundings like floor of the class room, surfaces of a chalk box etc.	14.57
M621	Arranges given/collected information in the form of table, pictograph and bar graph and interprets them	0.00
M702	Interprets the division and multiplication of fractions	20.00
M705	Solves problems related to daily life situations involving rational numbers	4.79
M706	Uses exponential form of numbers to simplify problems involving multiplication and division of large numbers	9.94
M707	Adds/subtracts algebraic expressions	4.79
M710	Solves problems related to conversion of percentage to fraction and decimal and vice versa	14.91
M717	Finds out approximate area of closed shapes by using unit square grid/graph sheet	10.82
M719	Finds various representative values for simple data from her/his daily life contexts like mean, median and mode	23.13
M721	Interprets data using bar graph	29.19
M801	Generalizes properties of addition, subtraction, multiplication and division of rational numbers through patterns	27.95
M802	Finds rational numbers between two given rational numbers	40.99
M803	Proves divisibility rules of 2, 3, 4, 5, 6, 9 and 11	35.57
M804	Finds squares, cubes, square roots and cube roots of numbers using different methods	22.36
M808	Uses various algebraic identities in solving problems of daily life	12.42
M812	Verifies properties of parallelogram and establishes the relationship between them through reasoning	14.57
M818	Finds surface area and volume of cuboidal and cylindrical object	6.83
M819	Draws and interprets bar charts and pie charts	7.61

Range of Performance of Students who Answered Correctly							
Below 30%		30% - 50%		50% - 75%		Above 75%	
Number	%	Number	%	Number	%	Number	%
313	88.17	41	11.55	1	0.28	0	0.00

## Lowest Performing Learning Outcomes (LOs)

- 1 - Arranges given/collected information in the form of table, pictograph and bar graph and interprets them (0.00)
- 2 - Solves problems related to daily life situations involving rational numbers (4.79)
- 3 - Adds/subtracts algebraic expressions (4.79)

4 - Finds surface area and volume of cuboidal and cylindrical object (6.83)

5 - Draws and interprets bar charts and pie charts (7.61)